

Test laboratory for the fire behavior of building materials, Dipl.-Ing. (FH) Andreas Hoch
Testing, supervising and certifying body, authorized by the building supervision authority

TEST REPORT

PZ-Hoch-200668-2

for the proof of Fire behaviour according to DIN 4102, part 1

Translation of the German test report – no guarantee for translation of technical terms

company	Continental Grafix AG Lettenstrasse 2 CH-6343 Rotkreuz
description of samples	perforated self-adhesive PET-film, one side laminated with clear self-adhesive PET-film, in a whole nominal thickness of about 145µ
name of the material	„PanoRama Green + PanoRama Green Laminate Kombination“
sampling	by the company itself
content of request	Proof of flammability to classify building materials to class B1 “schwerentflammbar” according to DIN 4102, part 1
validity of test report	30.07.2025
result	The examined product meets glued on <ul style="list-style-type: none">• massive mineral substates with a density of $\geq 1.500 \text{ kg/m}^3$ and a thickness of $\geq 0,6\text{mm}$• single-pane safety glass in a minimal thickness of 3,9mm the requirements of class B1 for “schwerentflammbare” (hardly flammable) building materials according to DIN 4102, part 1 (May 1998).

This test report replaces the test report PZ-Hoch-200668 from 27.07.2020.

This test report includes 4 pages and 4 enclosures.

Remark: If the above mentioned building material is not used as product according to MBO § 2, Abs. 9, Ziffer1, there is no need for a general building supervisory test report.

This test report is not valid if the examined building material is used as product in the meaning of state building prescriptions (MBO § 17, Abs. 3).

This test report does not replace an eventually necessary proof of applicability concerning building supervisory or building laws in the meaning of state building prescriptions. This has to be verified by:

- “allgemeine bauaufsichtliche Zulassung” (general building inspectorate approval) or by
- „allgemeines bauaufsichtliches Prüfzeugnis“ (general building inspectorate certificate) or by
- “Zustimmung im Einzelfall” (exceptional approval)

This test report can underlie building supervisory procedures

- for regular building products for the prescribed proofs of conformity
- for non-regular building products for the needed proofs of applicability.

This test report must not be published and copied without preceding agreement of the test laboratory and if agreed, only during validity and unchanged concerning appearance and contents.

1. Description of test material in condition as delivered

PN 31623: „PanoRama Green + PanoRama Green Laminate Kombination“

-perforated self-adhesive PET-film, one side laminated with clear self-adhesive PET-film, in a whole nominal thickness of about 145µ-
front side: white, transparent / reverse side: black, self-adhesive

characteristic values determined by the test laboratory:

whole thickness: about 0,45 mm
whole area weight: about 345 g/m²
thickness of self-adhesive foil: about 0,22 mm
area weight of self-adhesive foil: about 189 g/m²

The testing laboratory is not provided with further details concerning composition of the tested building materials. Samples are deposited.

2. Preparation of samples

The samples were kept in climate chamber 23/50 until they reached constant weight.

The self-adhesive film was glued on fiber cement boards with a thickness of about 6 mm, according to DIN 4102-16: 2015-09, point 4.4, a.

To perform the test on glass the film was glued on single pane safety glass in a thickness of about 3,9mm.

3. Arrangement of samples mounting: self-adhesive foil glued on aluminium panels

#3714: flaming in transverse direction, glued on fiber cement boards

#3719: flaming in machine direction, glued on fiber cement boards

#3723: flaming in machine direction, glued on glass

4. Date of test CW 30 in 2020

5. Results The test has been examined according to DIN 4102 (Mai 1998)

line no.	Measurement	Result with the tested specimen					Dim.
		#3714	#3719	#3723	---	---	
	Test number	#3714	#3719	#3723	---	---	
	flamed direction substrate	transverse dir. fiber cement board	machine dir. fiber cement board	machine dir. glass	---	---	
1	<u>Number of specimen arrangement</u> acc. to. DIN 4102/T15, schedule 1	7	7	7	---	---	
2	<u>Maximum flame height above bottom</u> edge of the specimen	60	60	60			cm
3	Time ¹⁾	3:30	3:20	2:35	---	---	min:s
4	<u>Burn through / melting</u> Time ¹⁾	./.	./.	./.	---	---	min:s
	<u>Observations on the back side of the</u> <u>specimen</u>						
5	Flames / Glowing Time ¹⁾	./.	./.	./.	./.	./.	min:s
6	Change of colour Time ¹⁾	./.	./.	./.	./.	./.	min:s
7	<u>Falling of burning droplets</u> Start ¹⁾	./.	./.	./.	./.	./.	min:s
8	sporadic falling of burning droplets ²⁾	./.	./.	./.	./.	./.	
9	continuous falling of burning droplets ²⁾	./.	./.	./.	./.	./.	min:s

line no.	Measurement	Result with the tested specimen					Dim.
	Test number	#3714	#3719	#3723	---	---	
	flamed direction	transverse dir.	machine dir.	machine dir.	---	---	
	substrate	fiber cement board	fiber cement board	glass	---	---	
10	<u>Falling of burning droplets</u>	min:s
	Start ¹⁾	
	Extent	
11	sporadic falling of burning droplets ²⁾	
12	continuous falling of burning droplets ²⁾	
13	<u>After flame time at the bottom of the sieve (max.)</u>	min:s
14	<u>Impairment of the burner by dropping or falling material:</u>						
	Time ¹⁾	min:s
15	<u>Premature end of test</u>						
	Final occurrence of burning at the specimen ¹⁾	min:s
16	Time of eventually end of test ¹⁾	min:s
17	<u>After flame after end of test</u>						
	Time ¹⁾	min:s
18	Number of specimen	
19	Front side of specimen ²⁾	
20	Back side of specimen ²⁾	
21	flame length	cm
22	<u>Afterglow after end of test</u>	min:s
	Time ¹⁾	
23	Number of specimen	
	<u>Place of appearance</u>	
24	Lower half of the specimen ²⁾	
25	Upper half of the specimen ²⁾	
26	Front side of specimen ²⁾	
27	Back side of specimen ²⁾	
28	<u>Density of smoke</u>						
	≤ 400 % * min	15	14	2	---	---	% * min
29	> 400 % * min ⁴⁾	% * min
30	Diagram: incl. no.	1	2	3	---	---	
31	<u>Residual lengths: individual value ³⁾</u>						
	Specimen 1	50	49	53	---	---	cm
	Specimen 2	49	50	51	---	---	cm
	Specimen 3	49	48	57	---	---	cm
	Specimen 4	51	50	54	---	---	cm
32	<u>Average value, individual test ³⁾</u>	50	49	54	---	---	
33	<u>Photo of specimen in enclosure no.</u>	1	2	3	---	---	
34	<u>Flue gas temperature</u>						°C
	Maximum of average value	118	116	108	---	---	
35	Time ¹⁾	09:45	07:03	09:30	---	---	min:s
36	Diagram: incl. no.	1	2	3	---	---	

¹⁾ indication of times: from the begin of testing procedure ²⁾ checked off if applicable
³⁾ indication of carrier/foam layer separated in case of fire-proofing agents
⁴⁾ very strong development of smoke

6. Explanations concerning the testing procedure

There were no additional tests proceeded because of the residual length of \geq than 45 cm.

7. Summary of results and additional establishments to Fire Behaviour

line no.	measurement	Result with the tested specimen					dimension
	test-no.	#3714	#3719	#3723	---	---	
	flamed direction substrate	transverse dir. fiber cement board	machine dir. fiber cement board	machine dir. glass	---	---	
1	residual length	50	49	54	---	---	cm
2	max. smoke temperature	118	116	108	---	---	°C
3	density of smoke - integral	15	14	2	--	--	%min
4	remarks: none						

According to DIN 4102, part 1, "schwerentflammbare" (hardly flammable) building materials must meet the requirements of class B2.

Pursuant to additional tests in the ignitability apparatus this can be determined (appendix 4).

8. Special remarks


- This report is only valid for the material as described under paragraph 1. In combination with other materials or with additional coatings or grounds etc. the burning behaviour may differ.
- This test report is not valid for the exposure to outdoor climate conditions.
- This test report is not valid, as soon as the fabric is used as a building product in the sense of the "Landesbauordnungen" (state building requirements, MBO § 17, par. 3).
- This test report is no substitute for a General Building Inspectorate Certificate.
- This test report is granted without prejudice to the rights of third parties, in particular private proprietary rights.
- For legal interests only the German original version is relevant.
- In General Building Inspectorates procedures this test report can be based for
 - regular building materials for the required proof of accordance
 - for not regular building materials for the required proof of applicability

9. Validity

This test report is valid until the mentioned date on page 1. The test report becomes invalid in case the standards on which the tests are based are changed.


Fladungen, 07.08.2020

clerk in charge:



 (Dipl.-Ing.(FH) Diana Günzel)



Deputy Head of the test laboratory:

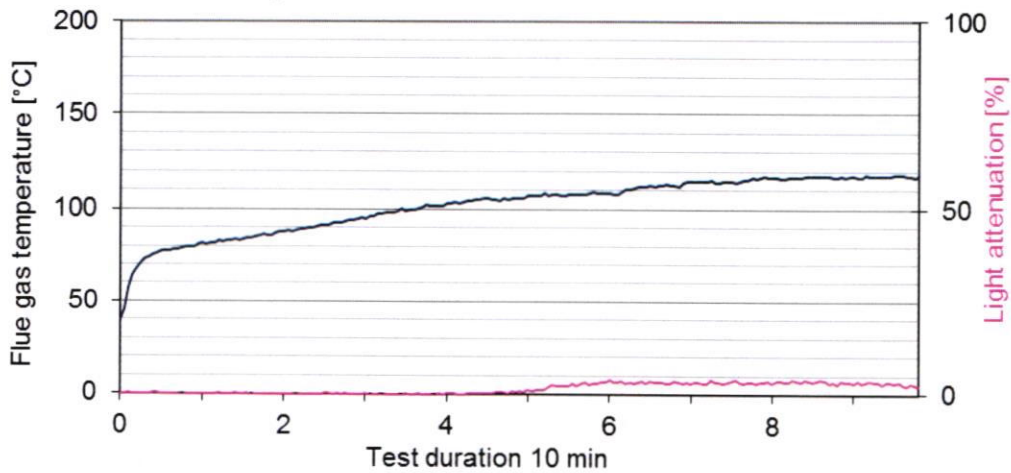

 (Dipl.-Ing.(FH) Jürgen Hammer)

„Brandschacht“-test #3714



measurement

#3714, PN31623: CONTINENTAL, "PanoRama Green+Laminate",
 Max. flue temperature: 118°C, Smoke density integral: 15%/min
 Residual length: 50 cm

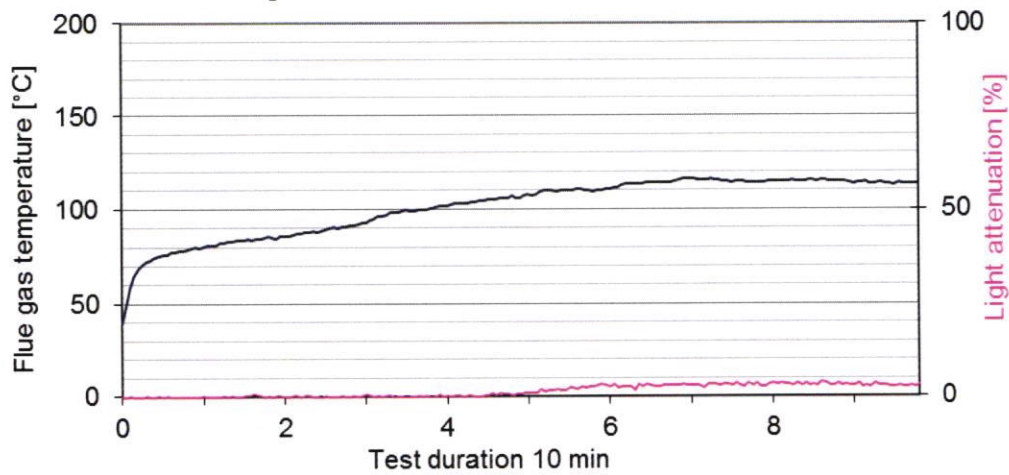



„Brandschacht“-test #3719



measurement

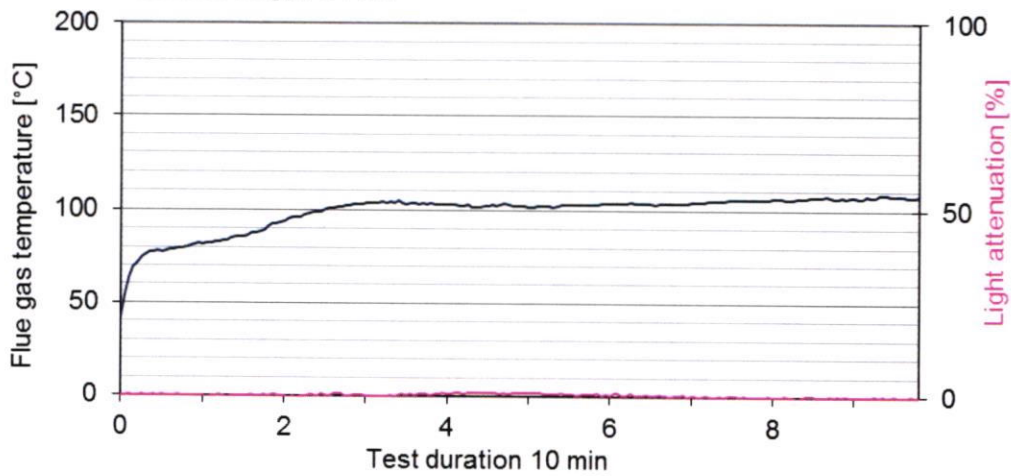
#3719, PN31623: CONTINENTAL, "PanoRama Green+Laminate",
Max. flue temperature: 116°C, Smoke density integral: 14%min
Residual length: 49 cm





measurement

#3723, PN31623: CONTINENTAL, "PanoRama Green+Laminate"
 Max. flue temperature: 108°C, Smoke density integral: 2%/min
 Residual length: 54 cm



**Test for normal flammability
classifying B2 according to DIN 4102**

1. Description of test material in condition as delivered look at page 2
2. Preparation of samples
Out of the material there have been cut samples for the ignitability apparatus.
The samples were kept in a climate 23/50 until they reached constant weight.
3. Arrangement of samples -glued on fiber cement boards-
Flaming in machine and in transverse direction
4. Date of test CW 30 in 2020
5. Results

PN 31623: flaming in transverse direction	edge-test						surface-test						Dim
	1	2	3	4	5	6	1	2	3	4	5	6	
samples no.	1	2	3	4	5	6	1	2	3	4	5	6	
ignition ¹⁾	1	1	1	1	1	--	6	7	--	--	--	--	s
reaching the mark of measurement ¹⁾²⁾	-/-	-/-	-/-	-/-	-/-	--	-/-	-/-	--	--	--	--	s
max. flame height	3	3	4	3	3	--	2	2	--	--	--	--	cm
time	5	5	5	5	5	--	8	7	--	--	--	--	
self-cessation of the flames end of afterflame ¹⁾	15	15	16	15	15	--	15	15	--	--	--	--	s
end of glowing ¹⁾	15	16	15	15	15	--	-/-	-/-	--	--	--	--	s
flames were extinguished after ¹⁾	-/-	-/-	-/-	-/-	-/-	--	-/-	-/-	--	--	--	--	
smoke development (visual)	little						little						./.
dropping of burning material during 20 s ¹⁾	-/-	-/-	-/-	-/-	-/-	--	-/-	-/-	--	--	--	--	s
Appearance after test: burned out till max. height 3 cm x width 2,5 cm													

PN 31623: flaming in machine direction	edge-test						surface-test						Dim
	1	2	3	4	5	6	1	2	3	4	5	6	
samples no.	1	2	3	4	5	6	1	2	3	4	5	6	
ignition ¹⁾	1	1	--	--	--	--	7	7	--	--	--	--	s
reaching the mark of measurement ¹⁾²⁾	-/-	-/-	--	--	--	--	-/-	-/-	--	--	--	--	s
max. flame height	3	3	--	--	--	--	2	2	--	--	--	--	cm
time	5	5	--	--	--	--	7	7	--	--	--	--	
self-cessation of the flames end of afterflame ¹⁾	15	15	--	--	--	--	15	15	--	--	--	--	s
end of glowing ¹⁾	15	15	--	--	--	--	-/-	-/-	--	--	--	--	s
flames were extinguished after ¹⁾	-/-	-/-	--	--	--	--	-/-	-/-	--	--	--	--	s
smoke development (visual)	little						little						
dropping of burning material during 20 s ¹⁾	-/-	-/-	--	--	--	--	-/-	--	--	--	--	--	s
Appearance after test: burned out till max. height 3,5cm x width 2,5cm													

¹⁾ time mentioned from the beginning of the test ²⁾ during 20 Sec -/- no appearance -- no information

6. Remarks and explanations to the testing procedure
As we expect no failure no further tests were performed with the film glued on glass.
7. Opinion concerning the dropping of burning material
The test for normal flammability shows no burning dripping material.